




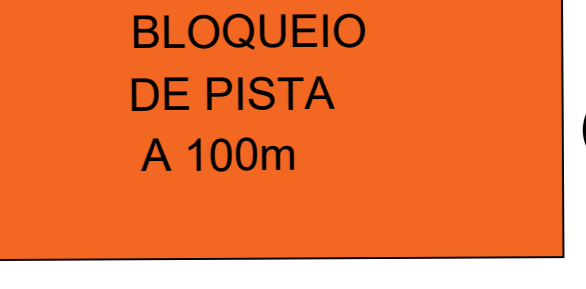






QUANTITATIVO

 (X4)	 (X2)	 (X3)
 (X6)	 (X2)	 (X2)

-  TRECHO INTERDITADO - (13/10 - 28/10)
-  BARREIRA NEW JERSEY C/ FAIXA REFLETIVA
-  ACESSO LOCAL (SENTIDO DUPLO)
-  ROTAS DE DESVIO (SENTIDO ÚNICO)

